




Social Media/ Communication for Societies

Your logo can be whatever you want it to be but we recommend you export it as a 400px X 400px as a png (transparent and white background).



400px X 400px

LOGO

It's a good idea to send your members an introductory email to confirm they've joined your society! Keep it simple and light so they have any relevant information.

CONGRATULATIONS!

You've just joined [NAME!; SOCIETY] and are now an official member! Join us on our social media to stay up to date.

@instagram

@facebook


@twitter

@tiktok

Our first meeting is [DATE] and we'll be meeting [LOCATION]. We meet every [TIME FREQUENCY] and stay in touch via [SOCIAL MEDIA APP].


Thank you & see you soon!

[NAME], President of [NAME!; SOCIETY]



1024 x 768px

Presentation



1080 x 1080px

Insta Post




1080 x 1920px

Stories/Reels



1700 x 630px

Cover Image



1500 x 786px

Event Cover

If you want to advertise your society, it's best to have strong content! Video, images, and graphics are a great way to make your society seem enticing and exciting.

You can post your society activities on your page or email your content to the Student Union's Society Officer or su@rave.ac.uk in order to post them on our social channels and website.